



















# Council Plan 2013-17 Key Indicators



## Policy & Resources Committee – 6 February 2014

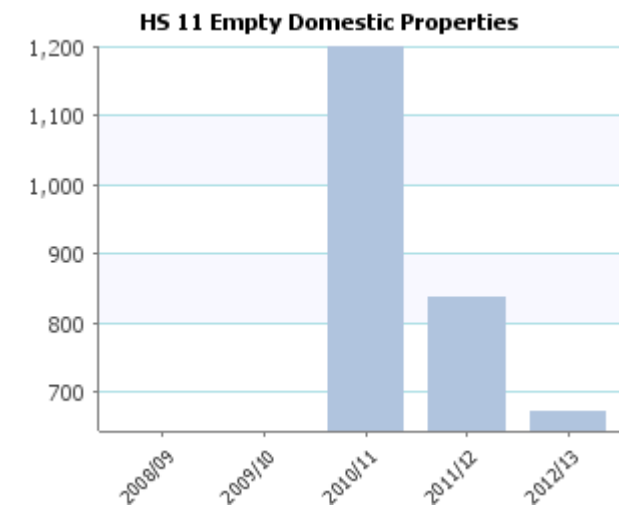
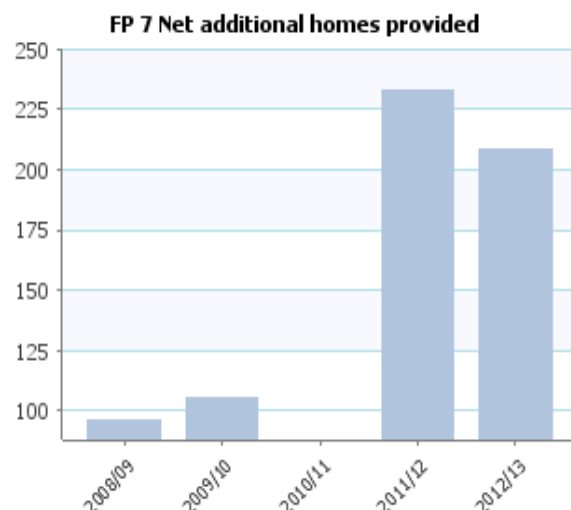
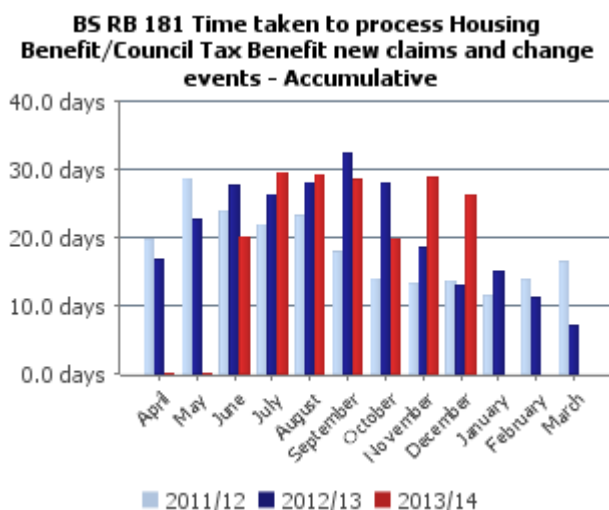
<b>1. Housing Need</b>											
	BS RB 181	FP 7	FP 8	HS 1	HS 2	HS 5	HS 8	HS 11	HS 14	HS 17	HS 10
<b>2. Economic Success</b>											
	EC 10	EC 12c	EC 12d	EC 40	EC 12a	EC 12b	EC 13a	EC 13b			
<b>3. High Quality Environment</b>											
	DM 2	HE 13	SS 16	SS 17	SS 35	SS 36	SS 192	SS 15	DM 157a	DM 157b	DM 157c
<b>4. Active Safe Communities</b>											
	EC 77	HE 10									
<b>5. Transforming the Council</b>											
	BS AS 3	BS RB 12	DS 2d	BS RB 11	HR A 01 R	BS AS 1 RDC	BS MD 1				

### 1. Housing Need

	BS RB 181	Time taken to process Housing Benefit/Council Tax Benefit new claims and change events - Accumulative				
Current Value	19.7 days	January 2014	Current Target	26.2 days	Target is reviewed quarterly following analysis of benchmarking data and performance trends	
Changes to the design of the benefits service are being implemented and have resulted in an improvement of 20 days in July and August in the speed of processing of new claims received. It is hoped that as further changes are made to the service that improved performance levels can be maintained. The team are currently assessing new claims received in the third week of December 2013 and changes of circumstances received in the first week of November 2013.						
	FP 7	Net additional homes provided				
Current Value	208	2012/13	Current Target	200	Target set according to <a href="http://extranet.ryedale.gov.uk/PDF/Background%20Paper%20-%20Population%20and%20Housing.pdf">http://extranet.ryedale.gov.uk/PDF/Background%20Paper%20-%20Population%20and%20Housing.pdf</a> page 6, para 2.2.3	
Annual return to be calculated at the end of March 2014. Officers are considering the reporting of FP7 and FP8 on a quarterly basis in order to maintain up to date figures for additional homes provided throughout the year together with a rolling figure for the Council's five year housing supply.						



	FP 8	Supply of deliverable housing sites			
Current Value	96.9%	2012/13	Current Target	100.0%	See Annual Monitoring Statement and Strategic Housing Land Availability Assessments. Target five year housing supply= 100%
Annual return to be calculated at the end of March 2014					
	HS 1	Homeless applications on which RDC makes decision and issues notification to the applicant within 33 working days (was LPI 70)			
Current Value	100.0%	Q3 2013/14	Current Target	100.0%	Target is to decide on all applications within 33 days
6 applications were made within the period of which 6 decisions were made = 100%					
	HS 2	Length of stay in temporary accommodation (B&B, weeks) Snapshot			
Current Value	0.00 weeks	Q3 2013/14	Current Target	4.00 weeks	Target: National maximum allowable is 6 weeks. Local target of 4 weeks
0 households were accommodated between 1st Oct to 31st December 2013.					
	HS 5	Number of Homeless Applications			
Current Value	6	Q3 2013/14	Current Target	11	Total number of applications for 2011/12 = 52
Between 1st October 2013 and 31st December 2013 6 homeless applications were taken.					
	HS 8	Prevention of Homelessness through Advice and Proactive Intervention (values and targets are per quarter, not accumulative)			
Current Value	301	2012/13	Current Target	154	Target is to achieve 10% improvement in numbers of preventions year on year
From 1st April to 30th June 2013 there were 82 homeless preventions. (This includes 14 partner preventions).					
	HS 11	Empty Domestic Properties			
Current Value	671	2012/13	Current Target	837	Target is to improve on previous years performance
Annual figure of 671 as at 31st March 2013, with 360 being empty for more than 6 months.					
	HS 14	Affordability Ratio			
Current Value	8.03	2012/13	Current Target	8.59	Target is to improve on previous years performance
	HS 17	Number of affordable homes delivered (gross)			
Current Value	94	2012/13	Current Target	75	35% of market housing target would result in 70 affordable homes arising from 200 net additional homes.
From 1st April - 31st March 2013 the total number of affordable units provided was 94.					



	HS 10	% Households in Ryedale in Fuel Poverty			
Current Value	26%	2011/12	Current Target	25.4%	Target is to improve on previous years performance
Overview and Scrutiny Committee are currently undertaking a review of fuel poverty in Ryedale.					







## 2. Economic Success



	EC 10	Total Job Seeker Allowance Claimants Aged 16 - 64			
Current Value	1.6%	November 2013	Current Target	3.8%	Target is Yorkshire and Humber average
The current value for North Yorkshire is 1.9%					



	EC 12c	% Ryedale population qualified - NVQ3 or equivalent			
Current Value	51.7%	2012/13	Current Target	50.88%	Target is North Yorkshire Average
Ryedale performance is above the North Yorkshire average for this level of qualification.					



	EC 12d	% Ryedale population qualified - NVQ4 or equivalent			
Current Value	35.6%	2012/13	Current Target	30.96%	Target is North Yorkshire Average
Ryedale performance is well above the North Yorkshire average for this level of qualification.					

	EC 40	Employment Rate				
Current Value	74.7	2012/13	Current Target	73.2	Target is to improve on previous years performance	
The employment rate is being maintained at a level above that achieved in 2012/13.						

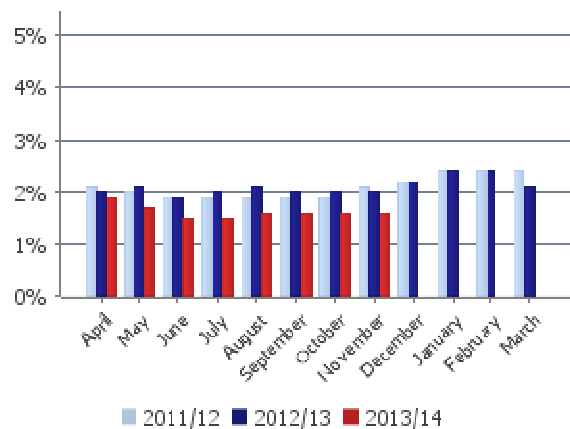
	EC 12a	% Ryedale population qualified - NVQ1 or equivalent				
Current Value	78.1%	2012/13	Current Target	81.9%	Target is North Yorkshire Average	
Ryedale has the lowest population qualified to NVQ level 1 or above in North Yorkshire and is the third lowest in Yorkshire and the Humber. Young people achieve level 1 and 2 NVQ's in order to improve their career prospects. The council has targeted resources through various apprenticeships. This level is a stepping stone to future learning opportunities.						

	EC 12b	% Ryedale population qualified - NVQ2 or equivalent				
Current Value	68.2%	2012/13	Current Target	68.72%	Target is North Yorkshire Average	
Ryedale has the lowest of population qualified to NVQ level 1 or above in North Yorkshire. Young people achieve level 1 and 2 NVQ's in order to improve their career prospects. The council has targeted resources through various apprenticeships. This level is a stepping stone to future learning opportunities.						

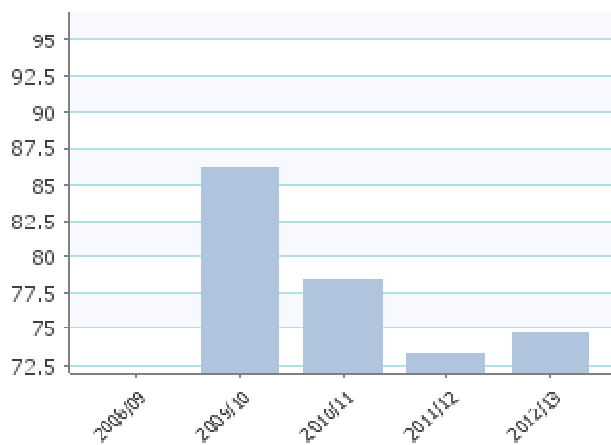
	EC 13a	Gross weekly earnings by workplace				
Current Value	£395.70	2012/13	Current Target	£430.00	Target is North Yorkshire Average	
Ryedale has the lowest level of earnings by workplace in Yorkshire and the Humber						

	EC 13b	Gross weekly earnings by residency				
Current Value	£399.70	2012/13	Current Target	£430.00	Target is North Yorkshire Average	
Ryedale has the lowest level of earnings by residency in Yorkshire and the Humber						















**EC 10 Total Job Seeker Allowance Claimants Aged 16 - 64**






**EC 40 Employment Rate**







### 3. High Quality Environment

	DM 2	Planning appeals allowed			
Current Value	25.0%	Q3 2013/14	Current Target	33.0%	Target based on national averages and benchmarking
The national performance level is consistently in line with the target figure of 33%, performance for Ryedale has varied because of the relatively low number of appeals received. However the current level of appeals allowed is well below the target.					
	HE 13	% of Food establishments in the area broadly compliant with food hygiene law			
Current Value	75%	2012/13	Current Target	72%	Target is to improve on previous year. Assessments of premises undertaken using risk based scoring and national guidance. 17% of premises are low risk and not accessed and by default not compliant under the national definition for this indicator.
17% of premises are low risk and not assessed and by default not compliant under the national definition for this indicator.					
	SS 16	% of Household Waste Composted			
Current Value	33.30%	2012/13	Current Target	30.00%	Target set following analysis of previous performance levels
Performance continues to be above target.					
	SS 17	Household Waste Collection - % change in kilograms per head			
Current Value	-5.19%	2012/13	Current Target	0.25%	Target is to improve on previous years change
Residual waste going to landfill continues to reduce, year on year.					
	SS 35	% CO2 reduction from LA operations.			
Current Value	-6.0%	2011/12	Current Target	-3.0%	Target set for three years, based on national guidance. To be reviewed following analysis of performance to date
Investment made in energy efficiency measures continues to result in improvements in levels of CO2.					
	SS 36	Tonnes of CO2 from LA operations			
Current Value	1,697	2011/12	Current Target	1,750	Target set for three years, based on national guidance. To be reviewed following analysis of performance to date
See above					
	SS 192	% of household waste sent for reuse, recycling and composting			
Current Value	51.97%	2012/13	Current Target	49.70%	National target to achieve 50% by 2020
Performance continues to be above target and national average					

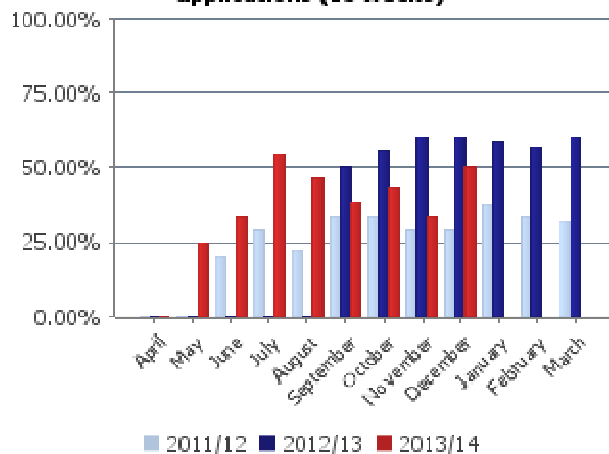
	SS 15	% of Household Waste Recycled				
Current Value	18.67%	2012/13	Current Target	20.00%	Target set following analysis of previous performance levels	
Performance continues to improve slightly but priority is now to maintain this level of performance						

	DM 157a	Processing of planning applications: Major applications (13 weeks)				
Current Value	50.00%	December 2013	Current Target	70.00%	Targets originally set under Planning Delivery Grant regime	
By definition these applications are complex, often requiring for example legal agreements such as Section 106. These applications represent 4% of the total number received. Whilst well below target, performance is improving. Additional resources are being utilised to ensure improvements in performance are maintained						

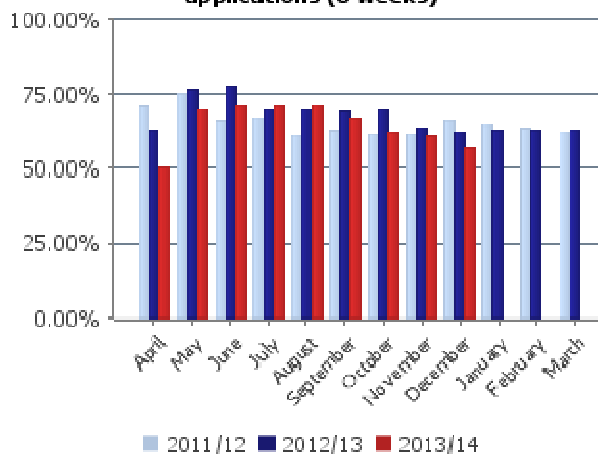
	DM 157b	Processing of planning applications: Minor applications (8 weeks)				
Current Value	56.88%	December 2013	Current Target	80.00%	Targets originally set under Planning Delivery Grant regime	
Performance has been improving for some months and this Trend is continuing. Customer satisfaction has increased on previous years. Additional resources are being utilised to ensure improvements in performance are maintained						

	DM 157c	Processing of planning applications: Other applications (8 weeks)				
Current Value	78.29%	December 2013	Current Target	93.00%	Targets originally set under Planning Delivery Grant regime	
Performance has been improving for some months and this Trend is continuing. Customer satisfaction has increased on previous years Delegated decisions are currently made on 88% of decisions against a target of 90%. Additional resources are being utilised to ensure improvements in performance are maintained						

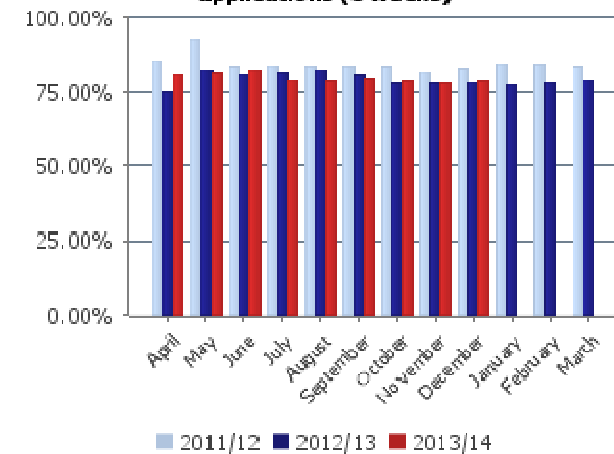
**DM 157a Processing of planning applications: Major applications (13 weeks)**





**DM 157b Processing of planning applications: Minor applications (8 weeks)**





**DM 157c Processing of planning applications: Other applications (8 weeks)**



## 4. Active Safe Communities

	EC 77	Total Crime in Ryedale			
Current Value	1,860	December 2013	Current Target		Target to see a reduction over same month from previous year.
In the year ending 30 June 2013, the crime rate in Ryedale was lower than average for the North Yorkshire force area, and had the lowest crime rate in North Yorkshire and compared to Ryedale's Family Group of authorities. Calculation method changed from April 2013.					

	HE 10	Adult participation in sport and active recreation. Sport England Active People Survey-Annual			
Current Value	22.3%	2012/13	Current Target	22.6%	Target is to improve on previous years performance
Performance overall remains consistent with UK average - NB men substantially lower and women substantially higher					



## 5. To Transform the Council



	BS AS 3	Payments made using electronic channels			
Current Value	90%	October 2013	Current Target	85%	Target is set to maintain performance
Electronic channels include web, telephone and Direct Debit.					



	DS 2d	Percentage turnout for elections - District			
Current Value	46.54%	2011/12	Current Target	43.06%	Target is to improve on previous election turnout
02.05.13 Ryedale South West By-election: 38.39% Pickering East By-election: 36.34% <a href="http://www.ryedale.gov.uk/news_and_press_releases/local_elections.aspx">http://www.ryedale.gov.uk/news_and_press_releases/local_elections.aspx</a>					

	BS RB 12	% of Non-domestic Rates Collected			
Current Value	88.69%	December 2013	Current Target	89.20%	Target is set to maintain performance achieved same month previous year
Collection rates are in line with the previous years performance					

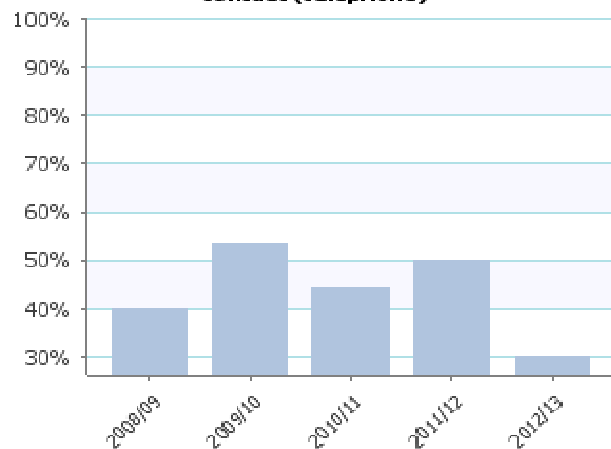
	BS RB 11	% of Council Tax collected			
Current Value	86.56%	December 2013	Current Target	86.88%	Target is set to maintain performance achieved same month previous year
Collection rates are in line with the previous years performance					

	HR A 01 R	Number of Working Days Lost Due to Sickness Absence (result is projected until Year End actual) Average based on FTE, no partnerships			
Current Value	8.19 days	March 2013	Current Target	7.50 days	Target is North Yorkshire average for 2009

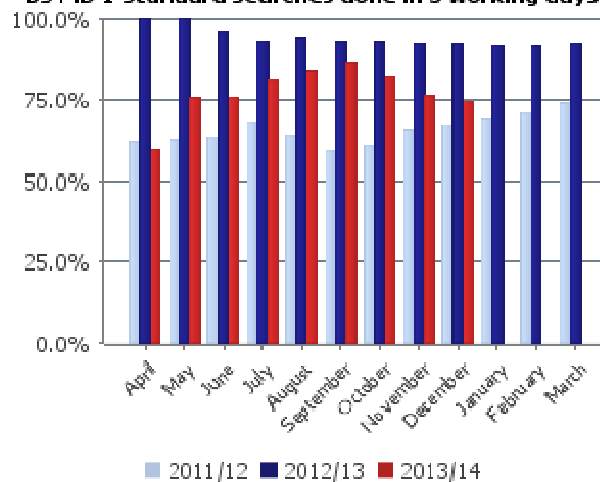
	BS AS 1 RDC	Service enquiries resolved at first point of contact (telephone)				
Current Value	30%	2012/13	Current Target	40%	Target is for year on year improvement	
As more customers take advantage of electronic payment channels, the nature of the remaining enquiries can be complex in nature and will impact on this indicator.						

	BS MD 1	Standard searches done in 5 working days				
Current Value	74.7%	December 2013	Current Target	90.0%	Target is set to maintain performance	
Late responses from NYCC have had an impact on performance levels						

**BS AS 1 RDC Service enquiries resolved at first point of contact (telephone)**



**BS MD 1 Standard searches done in 5 working days**



**BS RB 11 % of Council Tax collected**

